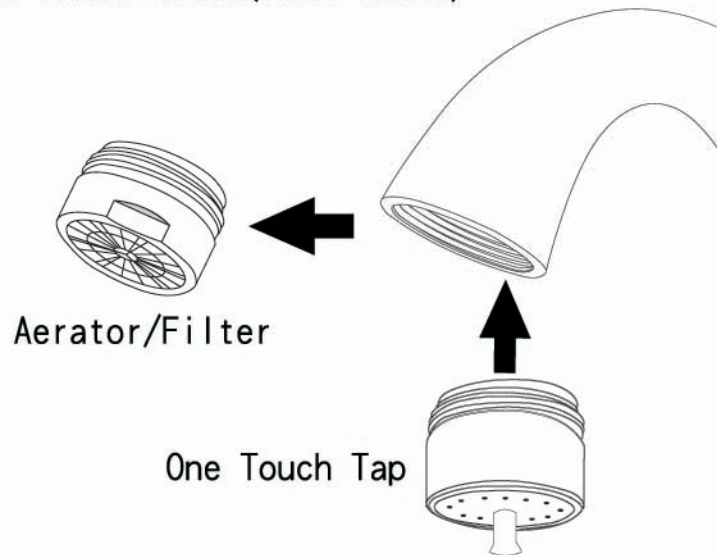


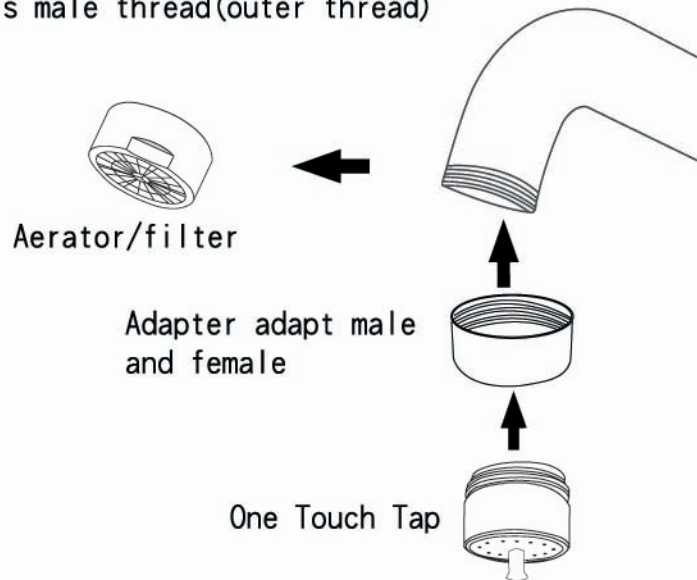
Please install as following if your fauect is female thread(inner thread)



Installation instruction:

1. Turn off the switch.
2. Take off the original aerator/filter with a wrench.
3. Screw one touch tap on tightly and the faucet can be used after turning on the switch.

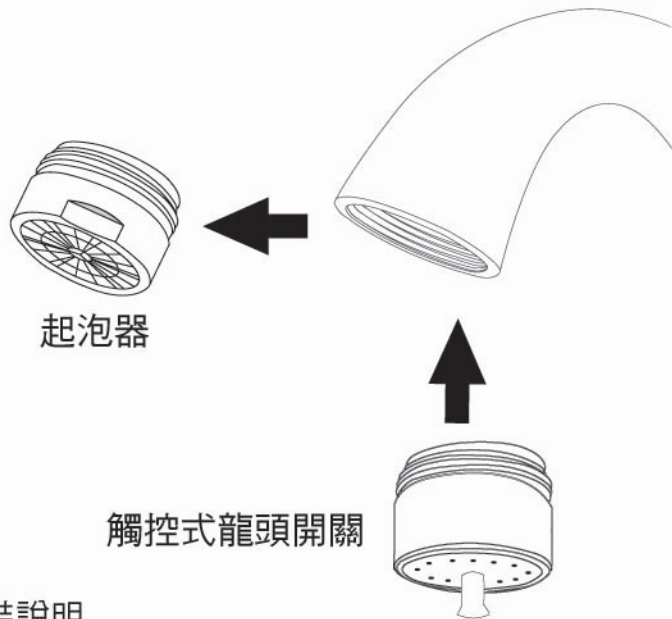
Please install as following if your fauect is male thread(outer thread)



Installation instruction :

1. Turn off the switch.
2. Take off the original aerator/filter with a wrench , then install adapter.
3. Screw one touch tap on tightly and the faucet can be used after turning on the switch.

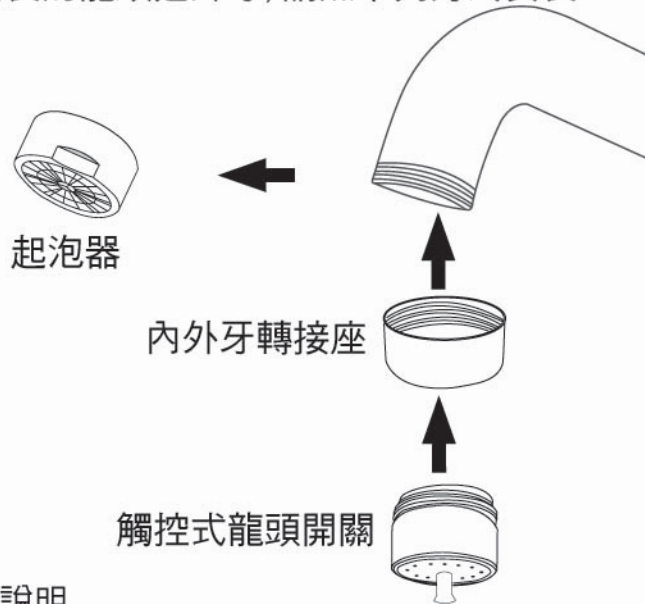
如安裝的龍頭是內牙, 請照下列方式安裝...



安裝說明

1. 關水
2. 用扳手把龍頭上原有的起泡器卸下
3. 把觸控式龍頭開關鎖上並旋緊, 打開水即可使用

如安裝的龍頭是外牙, 請照下列方式安裝...



安裝說明

1. 關水
2. 用扳手把龍頭上原有的起泡器卸下, 裝上內外牙轉接座
3. 把觸控式龍頭開關鎖上內外牙轉接座並旋緊, 打開水即可使用