

Hi hippo

Close water automatically One Touch Tap(HP-185S) Installation Instruction

Caution:

In order to operate Ott's good function, Please make sure water pipe is completely clean before installation.

Patent Registry Definite accusation for patent copy

Guide for Time Delay Off Ott's usage



Time Delay Off Ott



Spanner

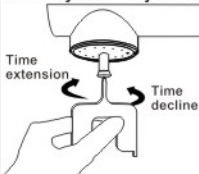
Please take care of the spanner to prevent Ott's unable dismantling

1. Install and Dismantle



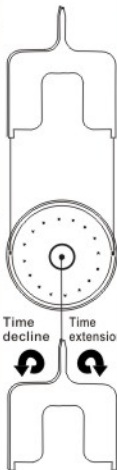
Ott Spanner's two-head angle fits Ott's flutes, turn right for installation and turn left for dismantling.

2. Delay time adjustment



Ott Spanner's single-head angle fits switch's flute, turn right for time extension and turn left for time decline.

Delay time range : 2-20 seconds



Press underside button to open water



Automatically shut down after the water comes out few seconds
(Time delays from 2 seconds to 20 seconds by your adjustment.)

Hihippo

觸控自閉式龍頭 開關安裝說明書

注：如果要安裝的場所是全新安裝的管道，或者重新裝修的場合。請先將管內的雜質沖洗乾淨，再安裝本產品，以免影響本產品的正常功能。



1、龍頭裝與拆

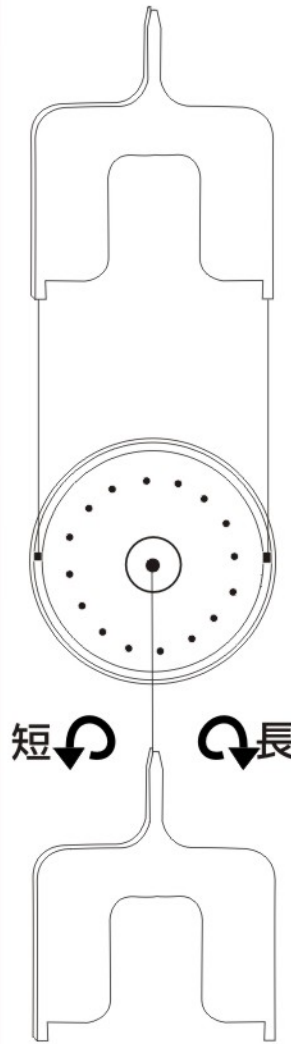


將防盜扳手的兩角面對準泡頭底部的兩個小凹槽後，順時針旋轉為鎖緊泡頭，逆時針旋轉為拆下泡頭

2、調整延遲時間

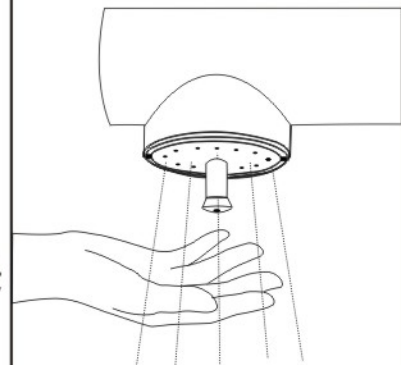


將防盜扳手的一角面對準泡頭觸控棒底部的小凹槽後，可調整延時間，根據適當的情況可微調2~20秒
(順時針時間長，逆時針時間短)



專利所有 仿冒必究

使用說明



出水後自動關閉
(根據調整維持2-20秒)